

Ferry No.12 Osumi

1,443 GT Passenger/Car Ferry 12



Contents



By Builder



By Ship Type





Contents

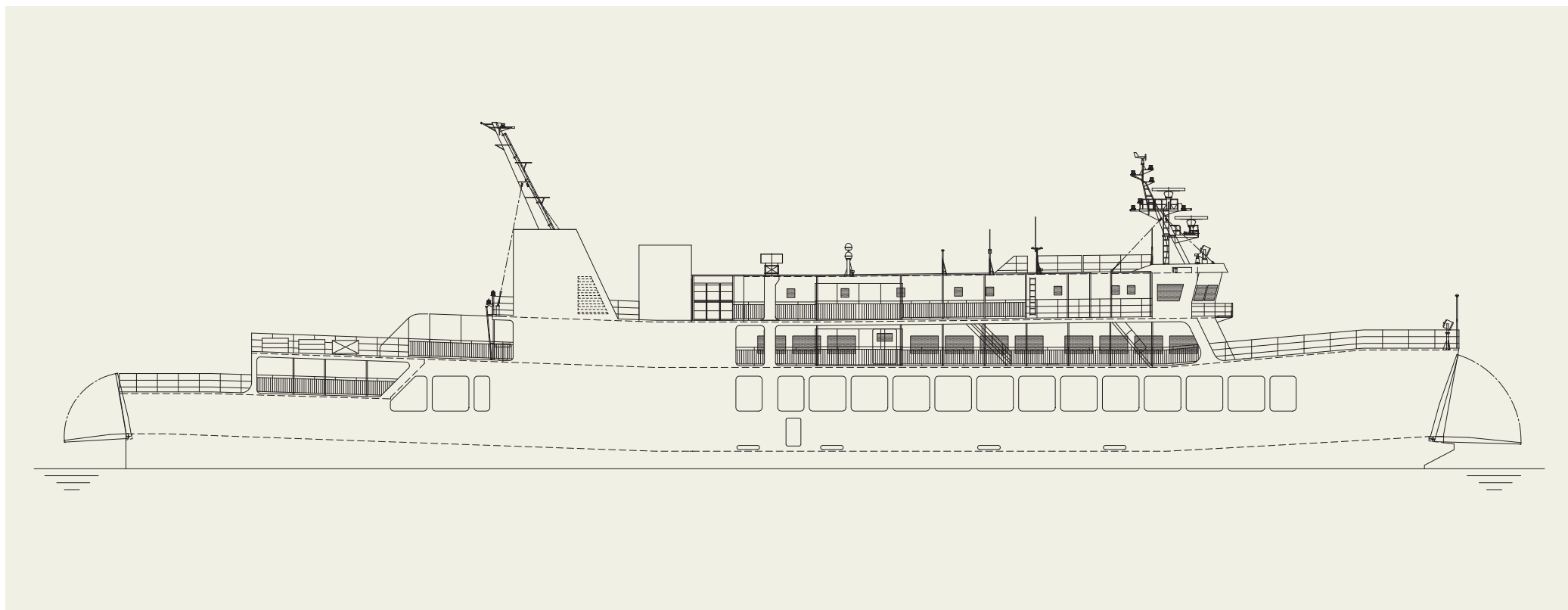


By Builder



By Ship Type

Ferry No.12 Osumi 1,443 GT Passenger/Car Ferry 12



PRINCIPAL PARTICULARS

Length (o.a.)76.90 m
 Breadth (mld.) 13.30 m
 Depth (mld.)..... 9.50 m
 Gross tonnage 1,443
 Deadweight1,942 t

Main engine..... 6DKM-26e
 Speed (service) about 16.4 knots
 Classification.....JG
 Loading capacity (passenger) 500
 Builder.....Naikai Zosen Corporation



SUNFLOWER KAMUY 15,512 GT Passenger/Car Ferry 13



Contents



By Builder



By Ship Type





Contents

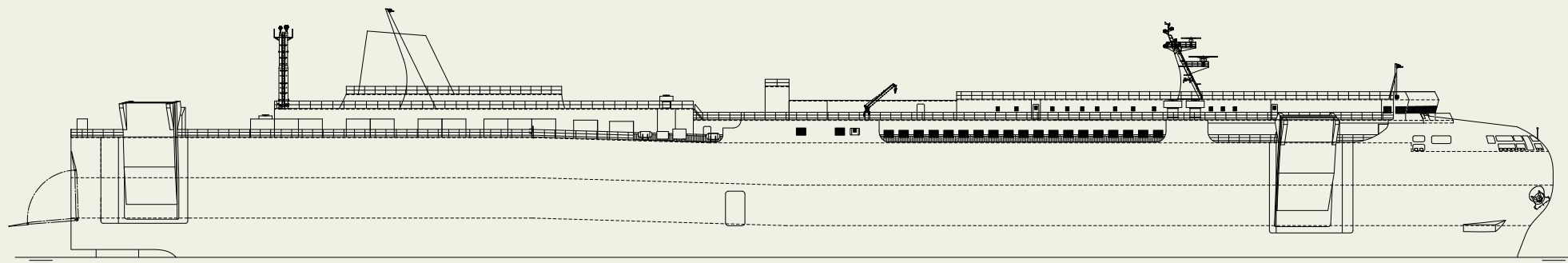


By Builder



By Ship Type

SUNFLOWER KAMUY 15,512 GT Passenger/Car Ferry 13



PRINCIPAL PARTICULARS

Length (o.a.) 199.40 m
 Breadth (mld.) 28.60 m
 Depth (mld.) 22.15 m
 Gross tonnage 15,512
 Deadweight 5,982 t

Main engine MAN B&W 12S50ME-C8.5-GI DF
 Speed (service) about 24.0 knots
 Classification JG
 Loading capacity (passenger) 157
 Builder Naikai Zosen Corporation



Yui Line KOSHIKI 1,110 GT Passenger/Car Ferry 14





Contents

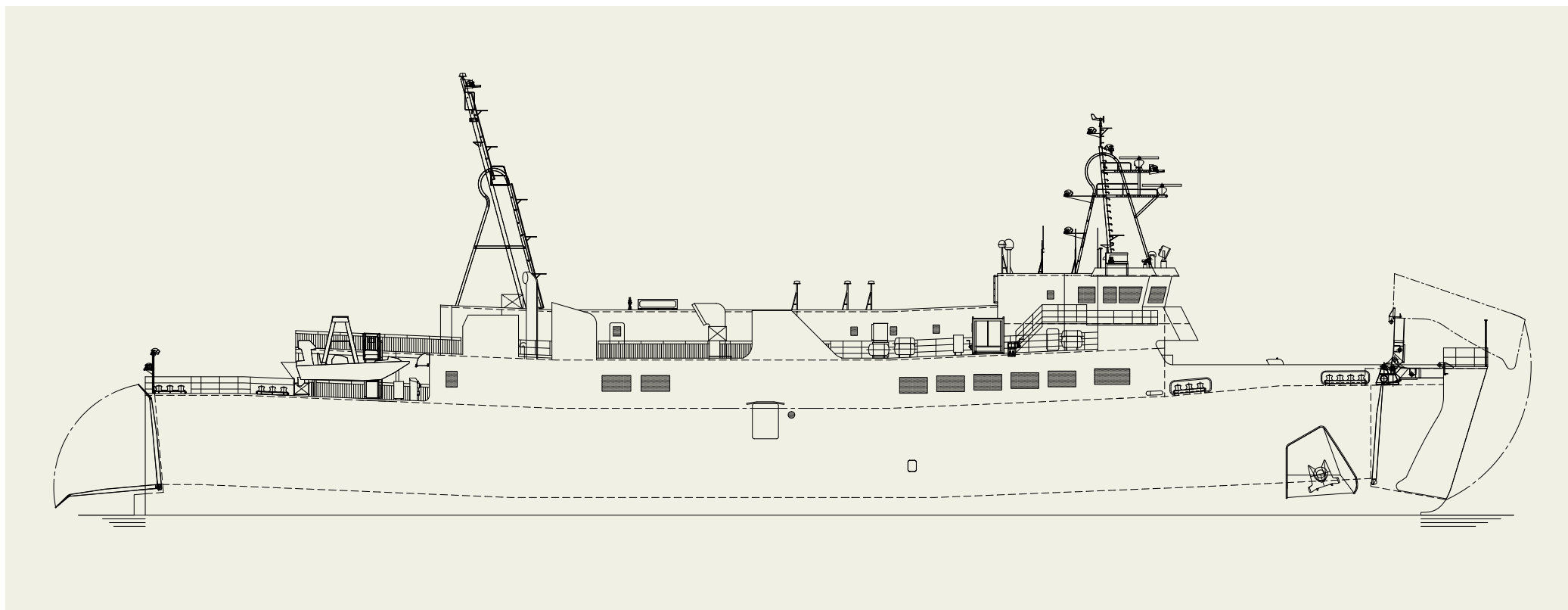


By Builder



By Ship Type

Yui Line KOSHIKI 1,110 GT Passenger/Car Ferry 14



PRINCIPAL PARTICULARS

Length (o.a.) 72.90 m
 Breadth (mld.) 13.20 m
 Depth (mld.) 9.60 m
 Gross tonnage 1,110
 Deadweight 431 t

Main engine 6DEM-28
 Speed (service) about 17.5 knots
 Classification JG
 Loading capacity (passenger) 358
 Builder Naikai Zosen Corporation



Blue Grace 8,897 GT Passenger/Car Ferry 15



Contents



By Builder



By Ship Type





Contents

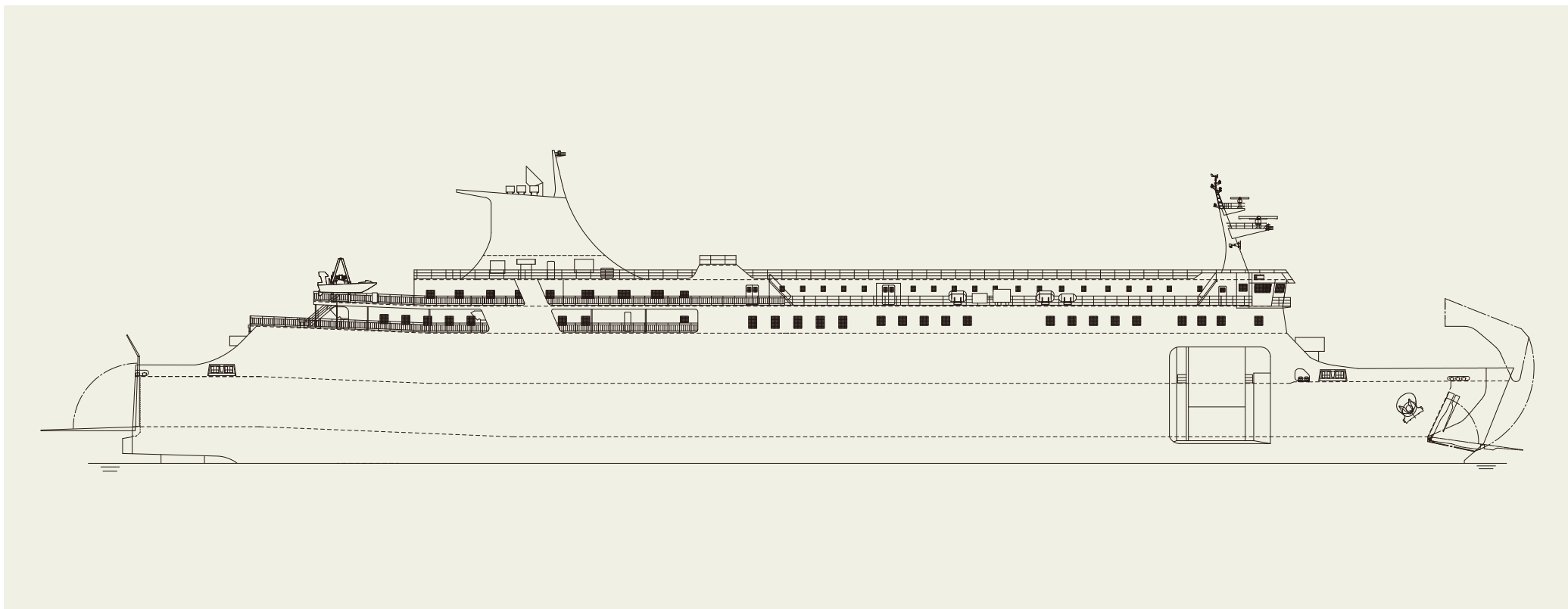


By Builder



By Ship Type

Blue Grace 8,897 GT Passenger/Car Ferry 15



PRINCIPAL PARTICULARS

Length (o.a.) 144.13 m
 Breadth (mld.) 23.00 m
 Depth (mld.) 14.10 m
 Gross tonnage 8,897
 Deadweight 3,026 t

Main engine MAN B&W 6S50ME-C9.7
 Speed (service) about 18.9 knots
 Classification JG
 Loading capacity (passenger) 422
 Builder Naikai Zosen Corporation



BRIGHT FUJI 1,900 TEU Containership 79



Contents



By Builder



By Ship Type





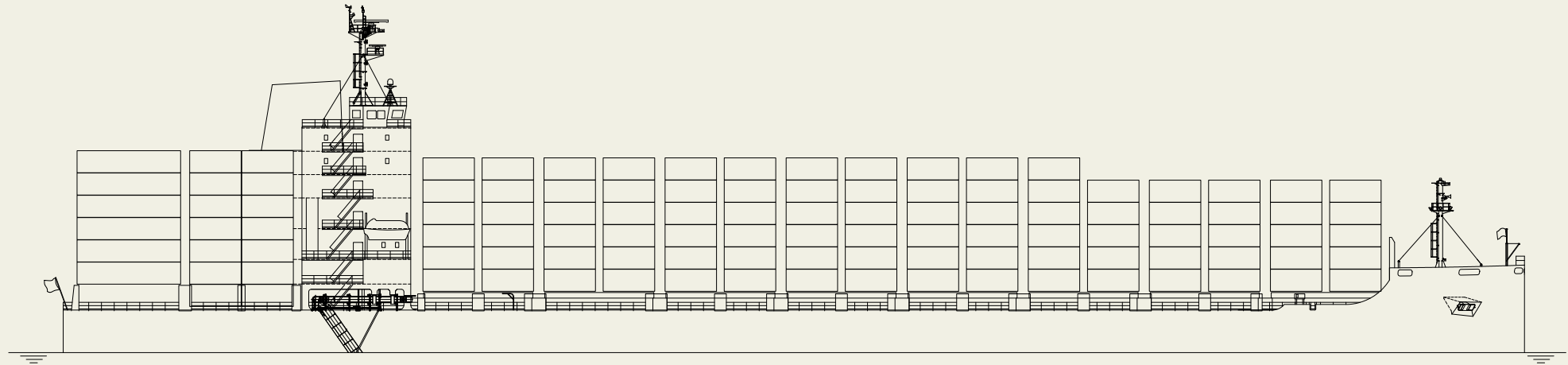
Contents



By Builder



By Ship Type

BRIGHT FUJI 1,900 TEU Containership **79****PRINCIPAL PARTICULARS**

Length (o.a.) 171.99 m
 Breadth (mld.) 28.40 m
 Depth (mld.) 14.50 m
 Gross tonnage 20,341

Deadweight 24,723 t
 Main engine MAN B&W 6S60ME-C8.5
 Speed (service) about 17.5 knots
 Classification Class NK
 Builder Naikai Zosen Corporation



BRIGHT TSUBAKI 2,900 TEU Containership 80



Contents



By Builder



By Ship Type





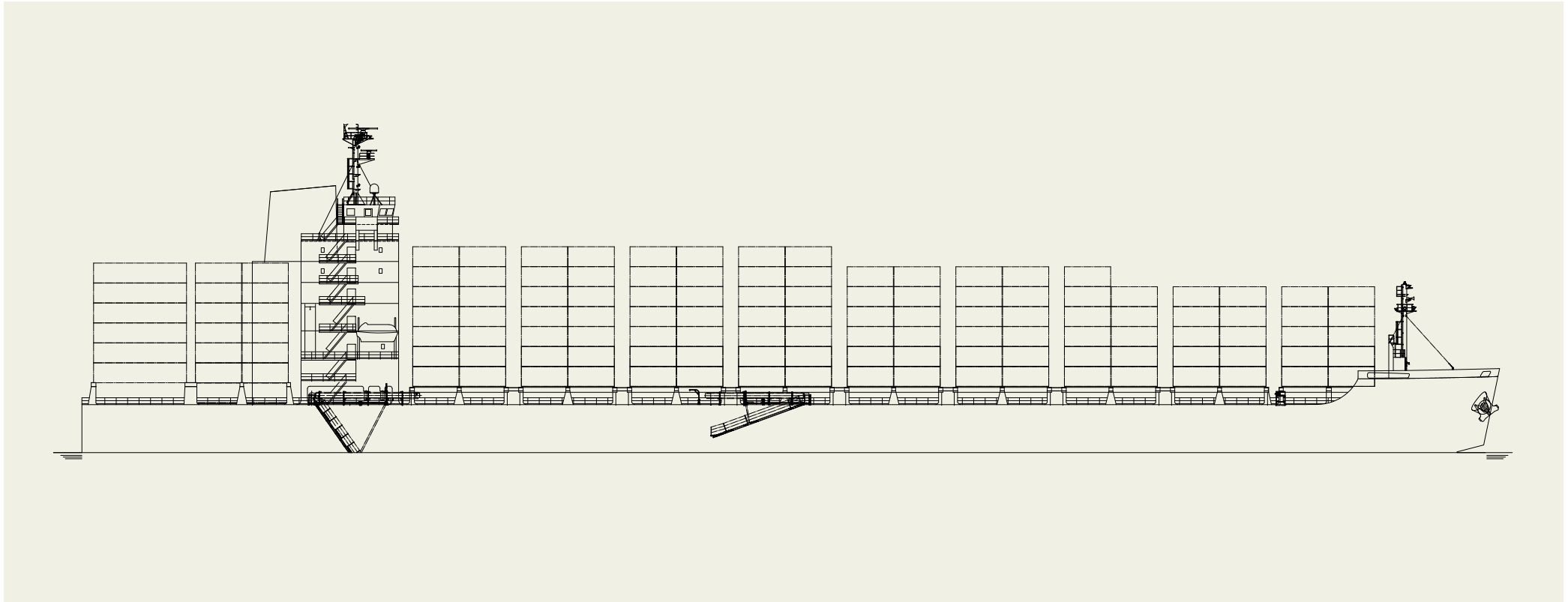
Contents



By Builder



By Ship Type

BRIGHT TSUBAKI 2,900 TEU Containership **80****PRINCIPAL PARTICULARS**

Length (o.a.) 185.99 m
 Breadth (mld.) 35.20 m
 Depth (mld.) 17.20 m
 Gross tonnage 29,622

Deadweight 27,848 t
 Main engine MAN B&W 7S60ME-C10.5-HPSCR
 Speed (service) about 18.5 knots
 Classification Class NK
 Builder Naikai Zosen Corporation



SEASTAR MERLIN 40,000 MT General Cargo Ship 86



Contents



By Builder



By Ship Type





Contents

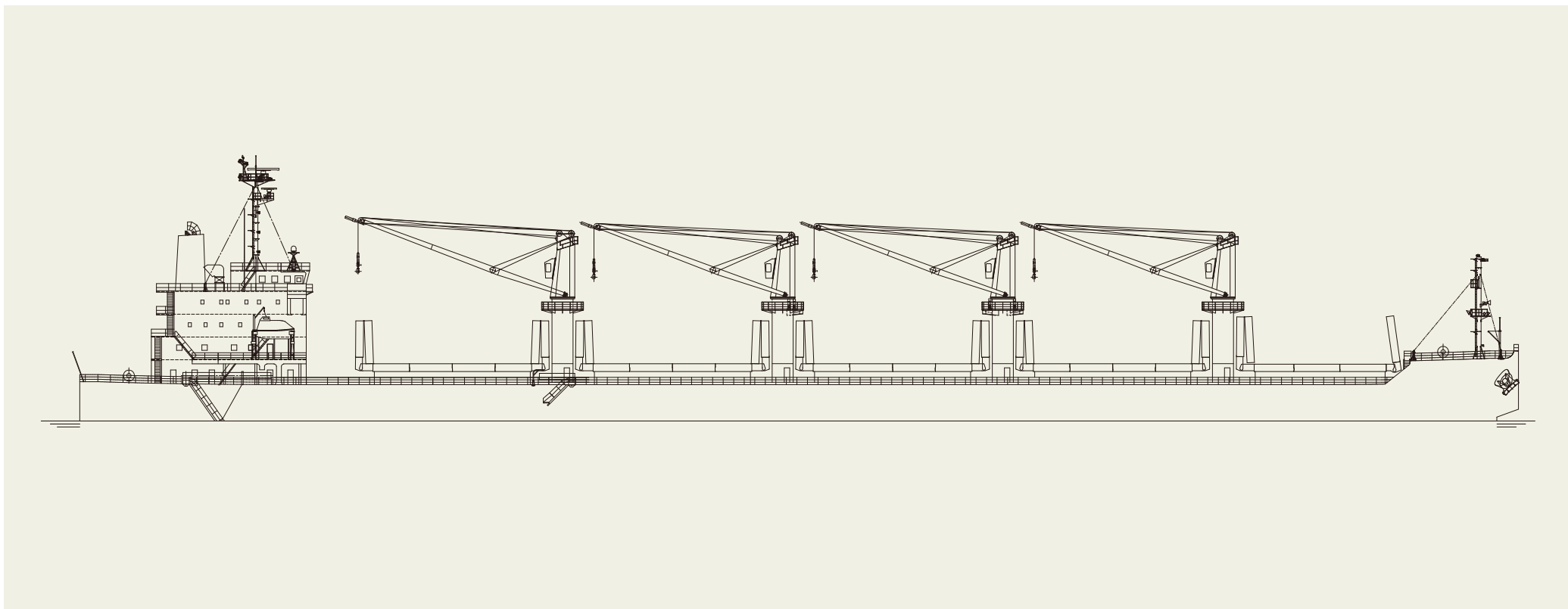


By Builder



By Ship Type

SEASTAR MERLIN 40,000 MT General Cargo Ship 86



PRINCIPAL PARTICULARS

Length (o.a.) 183.00 m
 Breadth (mld.) 32.20 m
 Depth (mld.) 14.50 m
 Draft (mld.) 10.00 m (Scantling)

Deadweight 40,077 t
 Main engine DU-WinGD 5X52-S2.0
 Speed (service) about 13.3 knots
 Classification Class NK
 Builder Naikai Zosen Corporation

